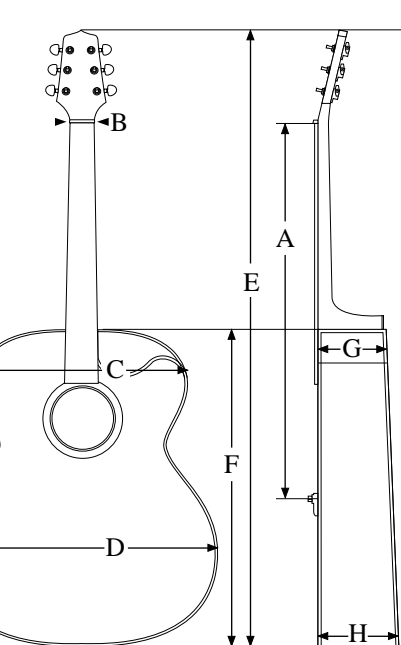
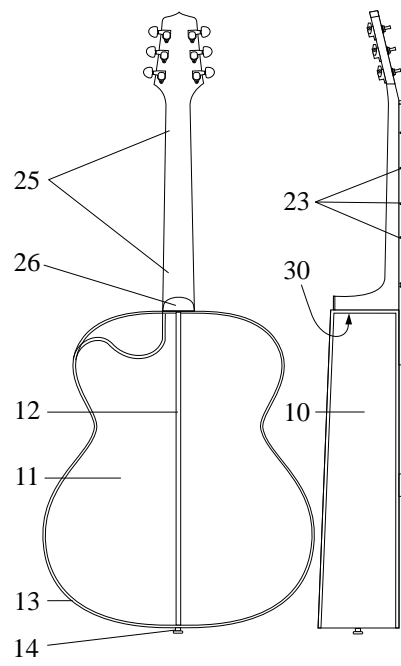
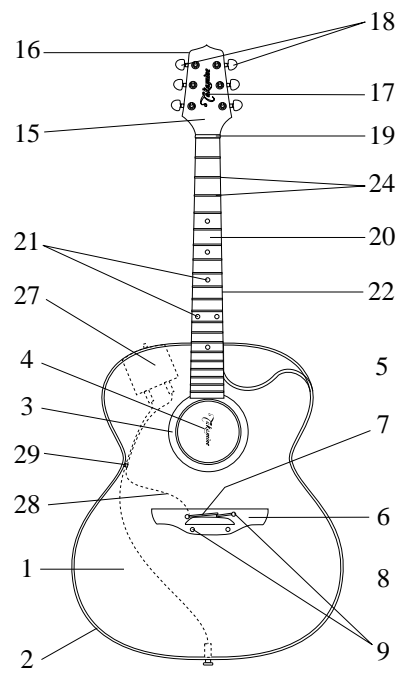


Specifications

Model #EF-241S



COMPONENT	DESCRIPTION
Body style	Jumbo
1. Top	Solid Spruce
Top Bracing	J-1
2. Top Binding	Ivory CAB binding w/ Ivory & Black CAB
3. Rosette	Concentric Rings w/ Acrylic Pearl
4. Soundhole Label/Stamp	Mountain label
5. Pickguard	N/A
6. Bridge	Rosewood
7. Saddle	Bone - Two Piece Compensated
8. Bridge Pin	N/A
9. Bridge Inlay	White Acrylic / Black Acrylic
Bridge Bolts	Two w/ washers
10. Sides	Mahogany
11. Back	Mahogany
12. Centerline Inlay	Ivory & Black CAB
13. Back Binding	Ivory CAB binding w/ Ivory & Black CAB
14. Strap Pin	End Pin Jack, Chrome
15. Peghead Face	Black
16. Peghead Binding	N/A
17. Peghead Logo	Silver
18. Machine Heads	Chrome
19. Nut	Bone
20. Fingerboard	Rosewood
21. Fingerboard Inlay	Dots
22. Fingerboard Binding	N/A
23. Fingerboard Side Markers	White Acrylic (#3, 5, 7, 9, 12, 15, 17)
24. Frets	Nickel
25. Neck	Mahogany
Truss Rod	Soundhole Access
Neck Joint	14 Fret Dovetail
26. Heel Cap	Ivory CAB
27. Preamp Assembly	CT-4B Preamp
28. Pickup Assembly	Palathetic Pickup
29. Cord Hook	CH1
30. Serial Number	Takamine paper sticker on heel block
Strings	D'Addario EXP light guage
Finish	Gloss Black Polyurethane
DIMENSIONS	(inches rounded off from metric measurements)
A. Scale Length	644 mm 25-3/8" inches
B. Nut Width	42.5 mm 1-5/8"
C. Upper Bout Width	32 cm 12-9/16"
D. Lower Bout Width	43.5 cm 17-1/8"
E. Total Guitar Length	106 cm 41-3/4"
F. Total Body Length	53 cm 20-7/8"
G. Upper Bout Depth	10.5 cm 4-18"
H. Lower Bout Depth	12.5 cm 4-15/16"



BODY

NECK

MISC