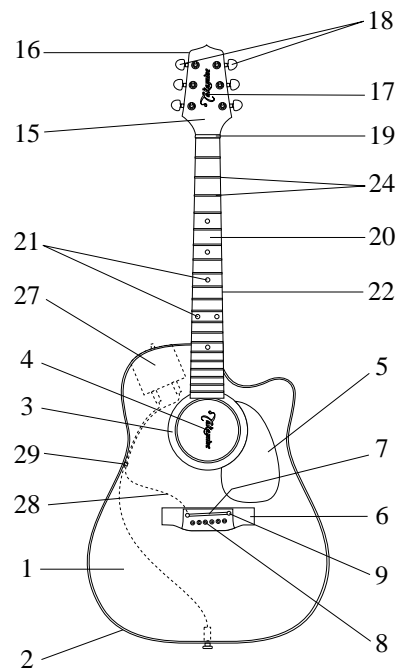


Specifications

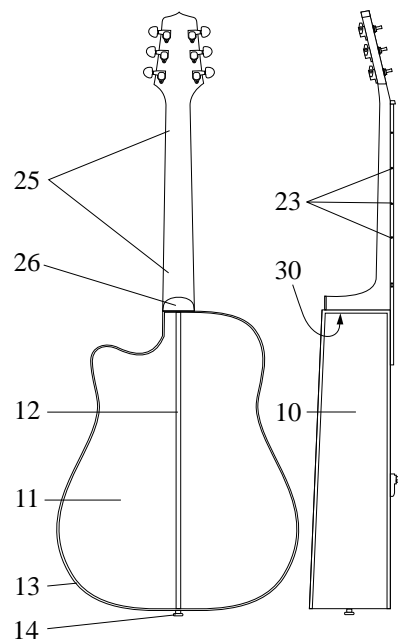
Model #EF-360SC



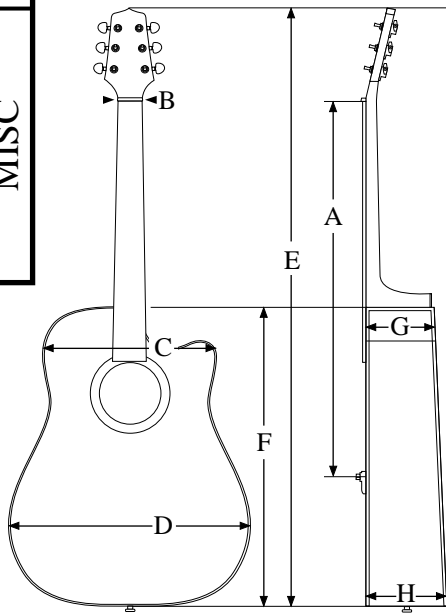
COMPONENT	DESCRIPTION
Body style	Dreadnought Cutaway
1. Top	Solid Spruce
Top Bracing	DC-1
2. Top Binding	White & Black, CAB w/ wood
3. Rosette	360
4. Soundhole Label/Stamp	Takamine Wood Burned Stamp
5. Pickguard	Tortoise Shell
6. Bridge	Rosewood
7. Saddle	Bone - Single Piece
8. Bridge Pin	White w/ Black Dot
9. Bridge Inlay	White Acrylic
Bridge Bolts	N/A
10. Sides	Rosewood
11. Back	Solid Rosewood
12. Centerline Inlay	360 Design
13. Back Binding	White, Black CAB w/ wood
14. Strap Pin	End Pin Jack, Gold
15. Peghead Face	Rosewood
16. Peghead Binding	N/A
17. Peghead Logo	Abalone
18. Machine Heads	Gold
19. Nut	Bone
20. Fingerboard	Rosewood
21. Fingerboard Inlay	360
22. Fingerboard Binding	White CAB
23. Fingerboard Side Markers	White Acrylic (#3, 5, 7, 9, 12, 15, 17)
24. Frets	Nickel
25. Neck	Mahogany
Truss Rod	Soundhole Access
Neck Joint	14 Fret Dovetail
26. Heel Cap	White CAB
27. Preamp Assembly	CT-4B preamp
28. Pickup Assembly	Palathetic Pickup
29. Cord Hook	CH1
30. Serial Number	Takamine paper sticker on heel block
Strings	D'Addario EXP Light Gauge
Finish	Gloss Polyurethane
DIMENSIONS	(inches rounded off from metric measurements)
A. Scale Length	644 mm 25-3/8" inches
B. Nut Width	42.5 mm 1-11/16"
C. Upper Bout Width	30 cm 11-1/8"
D. Lower Bout Width	40 cm 15-3/4"
E. Total Guitar Length	104 cm 40-15/16"
F. Total Body Length	51 cm 20-1/16"
G. Upper Bout Depth	10 cm 4"
H. Lower Bout Depth	12.5 cm 4-15/16"



BODY



NECK



MISC