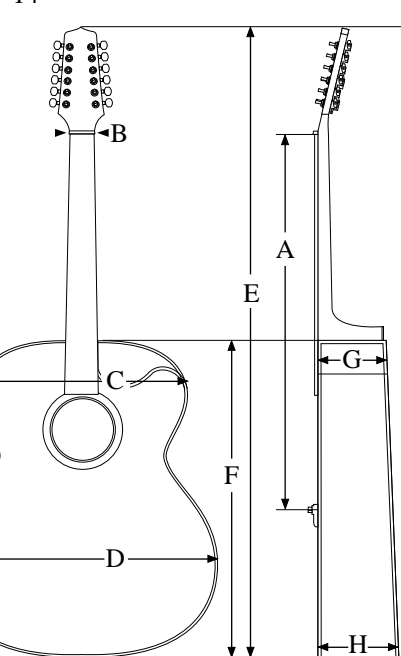
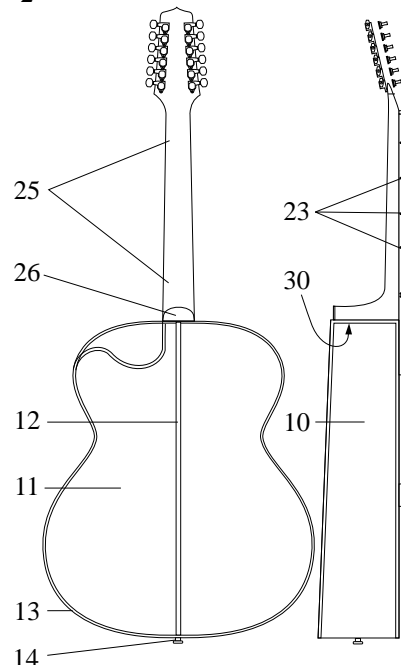
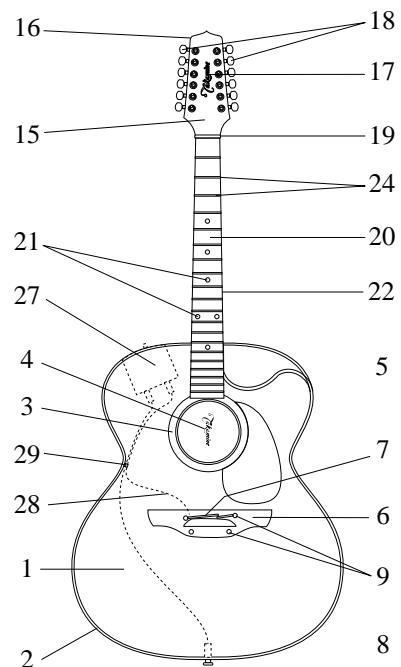


Specifications

**Model #TF-281DLX**



COMPONENT	DESCRIPTION
Body style	Jumbo Cutaway
1. Top	Solid Spruce
Top Bracing	NGW
2. Top Binding	Ivory CAB
3. Rosette	White Rings w/ Abalone
4. Soundhole Label/Stamp	Mountain label
5. Pickguard	TW-1 'Tortoise Shell'
6. Bridge	Rosewood
7. Saddle	Bone - Two Piece Compensated
8. Bridge Pin	N/A
9. Bridge Inlay	White Acrylic / Black Acrylic
Bridge Bolts	Two w/ washers
10. Sides	Mahogany
11. Back	Mahogany
12. Centerline Inlay	Ivory & Black CAB
13. Back Binding	Ivory & Black CAB
14. Strap Pin	End Pin Jack, Chrome
15. Peghead Face	Black
16. Peghead Binding	N/A
17. Peghead Logo	Silver
18. Machine Heads	Chrome w/ Pearloid buttons
19. Nut	Bone
20. Fingerboard	Rosewood
21. Fingerboard Inlay	Dots
22. Fingerboard Binding	N/A
23. Fingerboard Side Markers	White Acrylic (#3, 5, 7, 9, 12, 15, 17)
24. Frets	Nickel
25. Neck	Mahogany
Truss Rod	Soundhole Access
Neck Joint	14 Fret Dovetail
26. Heel Cap	Ivory CAB
27. Preamp Assembly	CTP-1 Cool Tube Preamp
28. Pickup Assembly	Palathetic Pickup
29. Cord Hook	CH1
30. Serial Number	Takamine paper sticker on heel block
Strings	D'Addario EXP light guage
Finish	Gloss Black Polyurethane
<b>DIMENSIONS</b>	(inches rounded off from metric measurements)
A. Scale Length	644 mm      25-3/8" inches
B. Nut Width	47.5 mm      1-7/8"
C. Upper Bout Width	32 cm      12-9/16"
D. Lower Bout Width	43.5 cm      17-1/8"
E. Total Guitar Length	106 cm      41-3/4"
F. Total Body Length	53 cm      20-7/8"
G. Upper Bout Depth	10.5 cm      4-18"
H. Lower Bout Depth	12.5 cm      4-15/16"



BODY

NECK

MISC